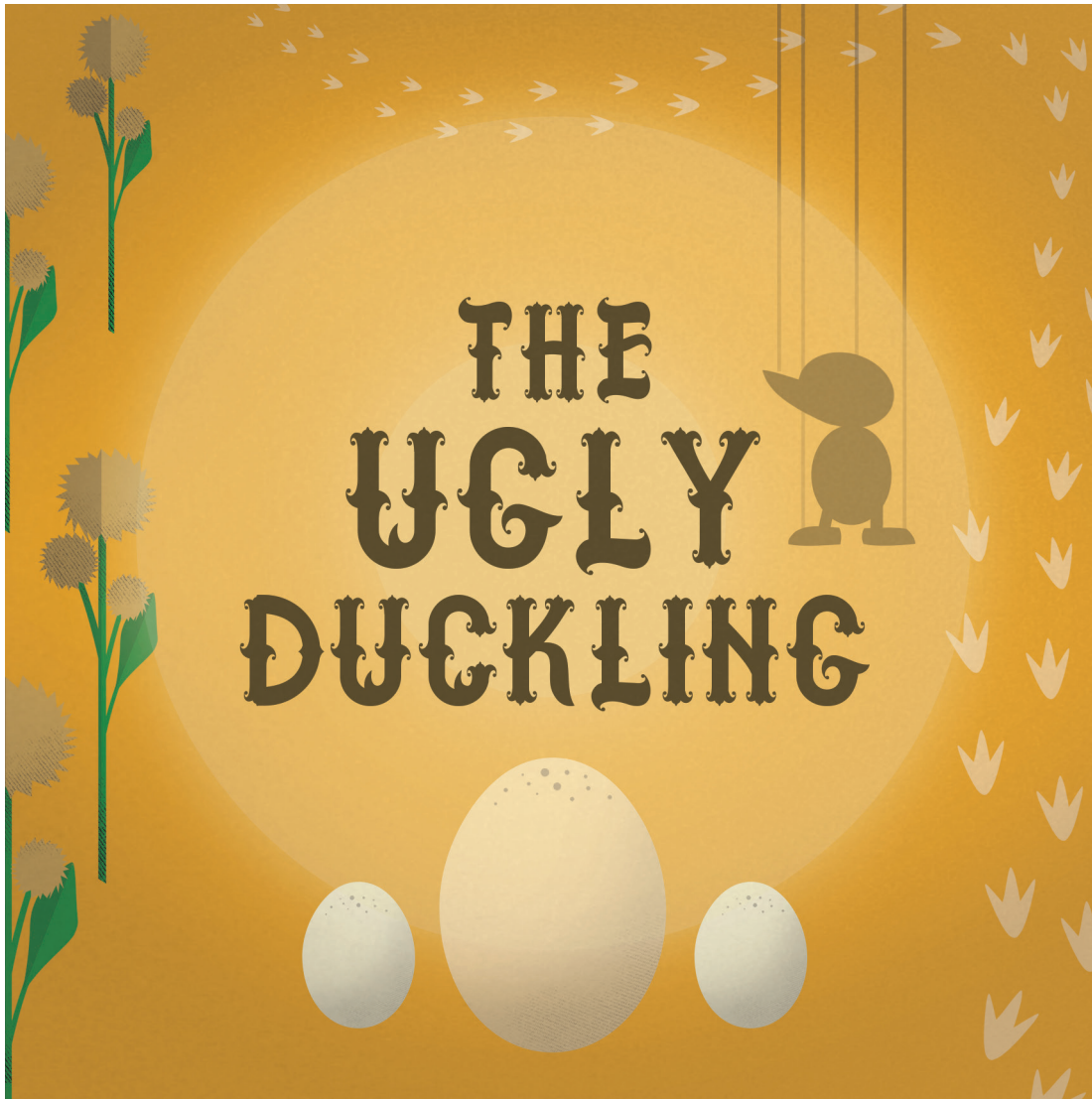


PLAY GUIDE



The Ugly Duckling

By Vivian and Larry Snipes. Based on the story by Hans Christian Andersen.

Presented on the LCT Main Stage: December 12-15, 2017
On Tour Fall 2017

Funded by:



National
Endowment
for the Arts
arts.gov

Major Contributors:



LEXARTS

KENTUCKY
ARTS
COUNCIL
The Kentucky Arts Council,
the state arts agency,
supports Lexington
Children's Theatre with state
tax dollars and federal
funding from the National
Endowment for the Arts.

THE
SHUBERT
FOUNDATION
INC.



National
Endowment
for the Arts
arts.gov



418 W. Short Street
Lexington, KY 40507
859.254.4546
www.lctonstage.org

Dear Educator -

Lexington Children's Theatre is proud to be producing our 79th season of plays for young people and their families. As an organization that values the arts and education, we have created this Play Guide for teachers to utilize in conjunction with seeing a play at LCT.

Our Play Guides are designed to be a valuable tool in two ways: helping you prepare your students for the enriching performance given by LCT's performers, as well as serving as an educational tool for extending the production experience back into your classroom.

We designed each activity to assist in achieving the Kentucky Academic Standards (KAS), including the National Core Arts Standards for Theatre. Teachers have important voices at LCT, and we rely heavily on your input. If you have comments or suggestions about our Play Guides, show selections, or any of our programming, your thoughts are greatly appreciated. Please email Jeremy Kisling, our Associate Artistic Director in Charge of Education, at jkisling@lctonstage.org.

Please use the Teacher Response form following a performance. We are thrilled that you rely on LCT to provide your students a quality theatrical experience, and we hope this resource helps you in your classroom.

LCT's Education Department

The mission of our education programming



The mission of Lexington Children's Theatre's Education Department is to **provide students of all ages with the means to actively explore the beauty, diversity, complexity, and challenges of the world around them through the dramatic process.** We strive for young people to develop their own creative voice, their imagination, and their understanding of drama and its role in society.

Your role in the play

You may wish to have a discussion with your class about your upcoming LCT experience and their role as audience members. Remind your students that theatre can only exist with an audience. Your students' energy and response directly affects the actors onstage. The quality of the performance depends as much on the audience as it does on each of the theatre professionals behind the scenes and on stage.

Young audiences should know that watching live theatre is not like watching more familiar forms of entertainment; they cannot pause or rewind us like a DVD, there are no commercials for bathroom breaks, nor can they turn up the volume to hear us if someone else is talking. Your students are encouraged to listen and watch the play intently, so that they may laugh and cheer for their favorite characters when it is appropriate.

At the end of the play, applause is an opportunity for your students to thank the actors, while the actors are thanking you for the role you played as an audience.



What to know - before the show!

Play Synopsis

At a campsite in the woods, three storytellers – Hans, Christian, and Andrea – meet to share a story with their audience. They decide to tell the story of *The Ugly Duckling*, which seems to be an important and personal tale for them.

The story begins in summer on a beautiful farm, where a mother duck sits on her nest of eggs. After lots of waiting, the eggs hatch and two baby ducks are born! However, the biggest egg hasn't hatched yet. A whistling duck stops by and tries to convince Mother Duck that the last egg is no good, but Mother Duck will not give up on her last duckling. Finally, the egg begins to hatch, revealing a very large, very ugly duckling. His siblings are instantly mean to him, picking on his size and appearance.


Mother Duck leads her babies out into the world, but The Ugly Duckling gets distracted and finds himself lost and alone until he meets the proud Regal Duck, who is very unkind to him. The Ugly Duckling tries to find his place in the poultry yard, but nothing he does is good enough for his siblings. After they yell at him to leave, he flies away and has a close encounter with a dog and a hunter. He then travels to a farm where he meets Chickabiddy Shortlegs the hen and Pyewacket the cat. They agree to let him stay only if he is useful. The Ugly Duckling does his best, but as autumn begins, Pyewacket tires of the duckling and threatens to eat him. The Ugly Duckling stands up for himself and leaves to find his place in the world.

One evening, The Ugly Duckling spots the most beautiful creature he has ever seen – a swan. She encourages him to stay strong and reminds him that it is life's journey, even with all its ugliness, that makes us who we are. She then flies away, and the bitter cold of winter soon sets in.

A long, difficult winter is followed by spring. Feeling stronger, The Ugly Duckling decides to stretch his wings and begins to fly. During his journey, he passes all of the animals who ridiculed him when they first met – but none of them recognize him and unlike before, they treat him with respect and refer to him as a "prince of birds."

Suddenly, the swan appears once again. She remembers the duckling and compliments him on growing into his own. He is confused by what she means until he looks at his own reflection – and realizes that he has grown up into a swan too! He wishes that everyone could have always seen him for who he truly was, not for what they wanted him to be.

As Hans, Christian, and Andrea finish their story, Hans explains that of all the stories he has collected over his life, *The Ugly Duckling* is the one that hits closest to home. They remind the audience that true happiness comes from within, and it matters little to be born in a duck yard when you come from a swan's egg.




What to know - before the show!

Scene Work Through Shadow Puppetry

Have the students write a conversation between two ducks. The conversation can be about the weather, what's for dinner, swimming, fishing, favorite things to do, or perhaps one of them has a cold. The scene should have about ten lines of dialogue (five lines for each character). Have the young people practice saying the lines to each other a few times.

Then, have the students act out the same scene with shadow puppets. Below is the silhouette of a duck. Copy the duck twice, cut out the shapes, glue or tape the two sides together, and attach a craft stick or straw to the cut out. Project some light onto the whiteboard in your classroom. This can be done with an overhead projector or flashlight. Give the puppets to the students and ask them to have the puppets engage in the conversation they wrote. Be sure they watch the puppet on the screen. How do they move it to make it seem as if they are talking? See if they can keep the movements small and make the puppet truly come to life.

**KAS: TH:Cr.2.1.2.a; TH:Cr.3.1.2.b;
TH:Pr6.1.1.**



What to know - before the show!

The Many Stories in *The Ugly Duckling*

Hans Christian Andersen was a Danish author best remembered for his fairy tales. Andersen's fairy tales, more than three thousand stories in total, have been translated into more than 125 languages. Some of his most famous fairy tales include "The Emperor's New Clothes," "The Little Mermaid," "The Nightingale," "The Snow Queen," "The Ugly Duckling," "Thumbelina," and many others.

Vivian and Larry Snipes, the playwrights for *The Ugly Duckling*, include references to several other fairy tales during the play. A few are well known, but some are not. Have you heard of "The Flying Trunk?" Or "The Bremen Town Musicians," first told by the Grimm brothers? What about the Russian folk tales about Baba Yaga? Below is a list of stories referenced in *The Ugly Duckling*. See if your students know of these tales and if not, choose one or two to read from the library.

KAS: RL.2.10; RL.2.2

- Little Red Riding Hood
- Hansel and Gretel
- The Flying Trunk
- The Bremen Town Musicians
- The Frog Prince
- The Little Mermaid
- The Snow Queen
- The Little Match Girl



Disney's *The Little Mermaid*; Photo by Mark Mahan



Disney's *The Little Mermaid*; Photo by Mark Mahan



The Snow Queen; Photo by Mark Mahan



The Snow Queen; Photo by Mark Mahan

How to grow - after the show!

Wish Collage

The Ugly Duckling has dreams and wishes just like all of us. Have your students build a Wish Collage. The wishes are things they hope to be and do when they grow up. Bring in magazines and have them cut out three or four images of things they wish for themselves as an adult.

KAS: VA:r1.2.2; VA:Cr2.1.2



YOU Are Unique

We are all different. We have different things we like to do. We have different things we like to eat. We have different types of families. We can speak different languages. We might be good at sports or math or art. Have each student identify five things that make them unique from other people. Have them share with the rest of the class. When they are done, have them compare their traits with the rest of the class. See which things they have in common and which traits are truly unique to them.

KAS: TH:Cn10.1.K.; TH:Cn10.1.3.

- 1.
- 2.
- 3.
- 4.
- 5.

Can You Remember?

The Ugly Duckling visits several different animals and creatures throughout the play. See if your class can remember the order in which he first met them.

- Chickabiddy & Pyewacket
- Dog and Hunter
- His siblings
- The Swan
- The Regal Duck
- The Whistling Duck
- Mother Duck

1. _____
2. _____
3. _____
4. _____
5. _____
6. _____
7. _____

KAS: TH:Re7.1.1; RL.K.3

How to grow - after the show!

Puppetry!

The Ugly Duckling uses puppetry to help tell the story. Here are five different types of puppets and some interesting facts about them. Share this page with your class and have a discussion about which types of puppets were used in the play.



Hand Puppet

People call it different names, such as first puppet or glove puppet. Like a glove, it is worn over the hand. Commonly, the index finger serves as the neck while the thumb and the middle finger perform the arms of the puppet.

Rod Puppet

It is also known as a stick puppet to some people. From the name itself, the puppet is being supported by stick(s), sometimes one for the body and two other small ones for the hands. The two small sticks are being held by one hand and the other with the remaining hand. It is very famous in the Far East.



Shadow Puppet

This is another kind of rod puppet. The name suggests how it is used; a shadow is cast using a cloth screen with a projector or a very bright light from behind. The figures are commonly translucent enough for some colors to pass through the puppet, as well. They are made from materials like colored plastics.

Finger Puppet

The puppeteer uses each finger for a different character. Most finger puppets do not have hands and if they do, they do not move. You know it's their part when the puppeteer bends their fingers on the particular character.



Marionette

It is commonly known as string-operated puppet which is the most difficult puppet to control. Unlike the other puppets above, they can move around a stage. It looks like a doll but there are strings attached to some parts of their body which are controlled by two hands.

How to grow - after the show!

Mothers and Their Young Ones!


The Ugly Duckling has several barnyard animals in the play. Some are babies with their mothers. See if you can fill in the baby animal's name and draw a line from her to the correct mother. Then write in the mama's correct name to match the baby to the parent.

Baby Animal Names:


Foal Duckling Chick Lamb Calf

Mama Animal Names:

Hen Heifer Duck Mare Ewe




Baby Name




Mama Name




Baby Name




Mama Name




Baby Name



Mama Name




Baby Name



Mama Name



Baby Name



Mama Name

How to grow - after the show!

What to Read Next

The Little Red Hen

by Jerry Pinkney

The Little Red Hen asks for help to bake her bread, but will the other animals give it?

The Lion and the Mouse

by Jerry Pinkney

After a ferocious lion spares a cowering mouse that he'd planned to eat, the mouse later comes to his rescue, freeing him from a poacher's trap.

Goldilocks and the Three Bears

Goldilocks stumbles into the three bears' home and makes herself right at home.

The Three Billy Goats Gruff

The grass is greener across the bridge. But does the greedy troll make the right choice waiting for the eldest goat?

The Most Magnificent Thing

by Ashley Spires

She knows just how it will look. She knows just how it will work. Eventually, the girl gets really, really mad. But after her dog convinces her to take a walk, she comes back to her project with renewed enthusiasm.

LCT teaches in YOUR school!

Would you like to see some of these play guide activities modeled in your classroom?

Book a workshop for your class with one of LCT's teaching artists! In our pre-show workshops, our teaching artists will engage students in acting skills and themes from the play through drama activities. In our post-show workshops, students will extend their play-going experience by strengthening their personal connection to the play and deepening their understanding of the themes and characters.



Call us at 859-254-4546 x226 to book a pre or post-show workshop for your class!

To learn more about Lexington Children's Theatre and our programming for your school visit:
www.lctonstage.org/for-educators/in-school-experiences/